

1

你好

Hello

第一部分 学习语音 Part One Phonetics

语音练习

Phonetic Exercises

1. 听读辨音 *Listen, read and discriminate the sounds.*

b — p

bo — po

bu — pu

bei — pei

bao — pao

ban — pan

d — t

da — ta

dan — tan

dou — tou

ding — ting

dong — tong

g — k

ge — ke

gu — ku

gai — kai

geng — keng

gang — kang

f — h

fa — ha

fu — hu

fei — hei

fan — han

fou — hou

n — l

ni — li

nu — lu

nei — lei

nin — lin

nang — lang

o — e

mo — me

bo — ge

fo — he

po — ke

o — u

bo — bu

po — pu

mo — mu

fo — fu

an — ang

pan — pang

tan — tang

gan — gang

kan — kang

en — eng

ben — beng

men — meng

nen — neng

ken — keng

2. 唱读四声 *Practice the four tones.* 1-2

nī	ní	nǐ	nì	lī	lí	lǐ	lì
hāo	háo	hǎo	hào	gē	gé	gě	gè
mā	má	mǎ	mà	lōu	lóu	lǒu	lòu
mō	mó	mǒ	mò	fēn	fén	fěn	fèn
pū	pú	pǔ	pù	pēng	péng	pěng	pèng
bāi	bái	bǎi	bài	hōng	hóng	hǒng	hòng

3. 听读辨调 *Listen, read and discriminate the tones.* 1-3

ní — nǐ	mǐn — mín	míng — mìng	ké — kè
lǐ — lí	háo — hǎo	dīng — dǐng	tá — tā
nǎ — nà	yī — yì	mā — mǎ	bù — bú
līn — lín	ěr — èr	lǚ — lù	mò — mó

4. 听后标上声调 *Listen and add the tone marks.* 1-4

ma	tong	lü	bai	po	feng
gu	ni	ka	pei	han	ding

语音知识

Phonetic Notes

1. 音节 *Syllables*

汉语的音节一般由声母、韵母和声调组成，音节开头的辅音是声母，声母后面的部分是韵母。在音节“lǐ”中，“l”是声母，“i”是韵母，“ˇ”是声调。音节也可以没有声母，只有韵母和声调，例如“é”。

A *pinyin* syllable is usually composed of an initial, a final and a tone. The consonant that starts a syllable is called the initial, and the part after the initial is the final. For example, in “lǐ”, “l” is the initial, “i” is the final, and “ˇ” is the tone mark. Some syllables do not have initials. A final and a tone can also make a syllable, such as “é”.

声母 Initial	韵母 Final	声调 Tone	音节 Syllable
l	i	ˇ	lǐ
b	a	-	bā
n	in	ˊ	nín
h	ao	ˇ	hǎo
f	u	ˋ	fù
	e	ˊ	é

2. 声母和韵母 *Initials and finals*声母 (1) Initials (1) 

b [p]	p [pʼ]	m [m]	f [f]
d [t]	t [tʼ]	n [n]	l [l]
g [k]	k [kʼ]	h [x]	

韵母 (1) Finals (1) 

a [a]	o [o]	e [ɤ]	i [i]	u [u]	ü [y]
er [ər]					
ai [ai]	ei [ei]	ao [au]	ou [ou]	an [an]	en [ən]
in [in]					
ang [aŋ]	eng [əŋ]	ing [iŋ]	ong [uŋ]		

3. 声调 *Tones*

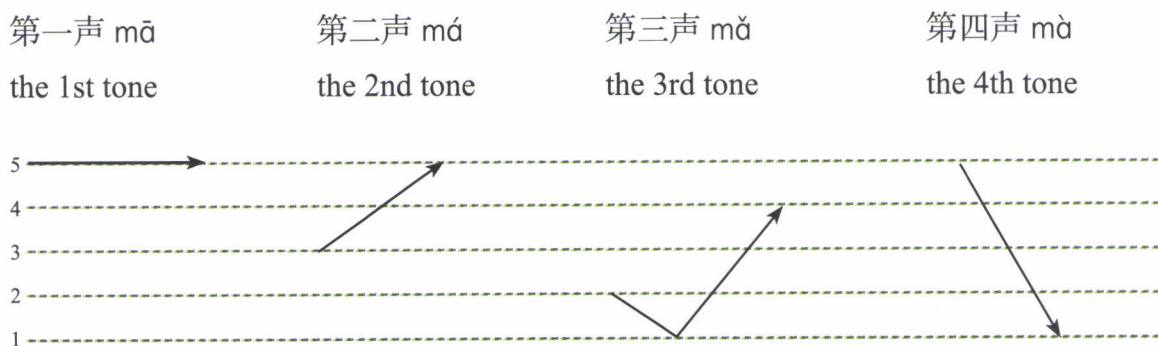
汉语是有声调的语言，声调不同，意义就可能不一样。

汉语普通话有四个基本声调。表示声调的符号有四个：“-”表示第一声，“ˊ”表示第二声，“ˇ”表示第三声，“ˋ”表示第四声。如：mā, má, mǎ, mà。调号标在主要元音的上边。

Chinese is a tone language. Different tones may result in different meanings.

There are four basic tones in Chinese. They are marked as “-” (the 1st tone), “ˊ” (the 2nd tone), “ˇ” (the 3rd tone) and “ˋ” (the 4th tone) respectively. For example, mā, má, mǎ, mà. Tones are marked above the main vowel of the *pinyin* syllable.

声调图 Figure of the tones



第二部分 学习课文 Part Two Texts

课文一 Kèwén yī Text One

生词 *New Words and Expressions* 1-7

- | | | | | |
|---|---|-----|--------------|-------------------------|
| 1 | 你 | nǐ | <i>pron.</i> | you (<i>singular</i>) |
| 2 | 好 | hǎo | <i>adj.</i> | good, fine, nice |

专名 *Proper Names*

- | | | | |
|---|----|--------|-------------------------------------|
| 1 | 马丁 | Mǎdīng | Martin, name of an American student |
| 2 | 林娜 | Línna | Linna, name of a French student |

课文 *Text* 1-8

马丁：你好！
Mǎdīng: Nǐ hǎo!
林娜：你好！
Línna: Nǐ hǎo!



课文二 Kèwén èr Text Two

生词 *New Words and Expressions* 1-9

- | | | | | |
|--|---|-----|--------------|--------------------------------|
| | 您 | nín | <i>pron.</i> | you (<i>polite singular</i>) |
|--|---|-----|--------------|--------------------------------|

专名 *Proper Names*

- | | | | |
|---|-----|----------|-------------------------------------|
| 1 | 李一民 | Lǐ Yīmín | Li Yimin, name of a Chinese teacher |
| 2 | 阿明 | Āmíng | A'ming, name of a Thai student |

课文 Text 1-10

李一民：你好！

Lǐ Yīmín: Nǐ hǎo!

阿明：您好！

Āmíng: Nín hǎo!

课文三 Kèwén sān Text Three

生词 New Words and Expressions 1-11

1	零	líng	num.	zero
2	一	yī	num.	one
3	二	èr	num.	two
4	五	wǔ	num.	five
5	八	bā	num.	eight

课文 Text 1-12

(学数字 Numbers)

零

líng

一

yī

二

èr

五

wǔ

八

bā



综合注释

Comprehensive Notes

您好!

“您”是“你”的尊称，一般用来称长辈、年长的人、上级，也可以用来称同辈的人，表示礼貌。

“您” is a more polite form of “你”. It is usually used for seniors or people of an older generation or a higher rank. It can also be used for people of the same age in order to sound more formal and polite.

补充词语 *Supplementary Vocabulary*

1-13

- | | | | | |
|---|----|--------|--------------|-----------------------|
| 1 | 你们 | nǐmen | <i>pron.</i> | you (<i>plural</i>) |
| 2 | 老师 | lǎoshī | <i>n.</i> | teacher |

课堂活动 *In-Class Activity*

两人一组进行声母和韵母拼读练习：一个人说一个声母和一个韵母，另一个人拼读出来

Work in pairs to practice spelling the syllables with the initials and finals. One student provides an initial and a final, and the other spells out the complete syllable and reads it aloud.

例如: E.g.


b ao → bao

b	p	m	f
d	t	n	l
g	k	h	

a	o	e	i	u	ü	
ai	ei	ao	ou	an	en	in
ang	eng	ing	ong			

综合练习 *Comprehensive Exercises*


怎样跟他们打招呼 *How do you greet them?*



1. A: 你好!

Nǐ hǎo!

B: _____!



2. A: 老师好!

Lǎoshī hǎo!

B: _____!



3. A: 您好!

Nín hǎo!

B: _____!



4. A: _____!

B: 你好!

Nǐ hǎo!

第三部分 学写汉字

Part Three

Writing Chinese Characters

汉字知识

About Chinese Characters

汉字的基本笔画 (1) Basic strokes (1)

笔形 Strokes	名称 Names	例字 Examples
一	横 héng	一
丨	竖 shù	二
丿	撇 piě	十 shí ten
㇇	捺 nà	人 rén person
		八

汉字的基本笔顺 (1) *Stroke order (1)*

规则 Rules	例字 Examples	笔顺 Stroke order
先横后竖 “héng” precedes “shù”	十	一 十
先撇后捺 “piě” precedes “nà”	人 八	丿 人 丿 八

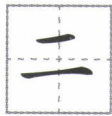
写汉字

Character Writing

请在汉字练习本上书写下列汉字



Write the following Chinese characters in the workbook.



课堂用语 *Classroom Expressions*



1. 上课! Class begins.
Shàng kè!
2. 下课! Class is over.
Xià kè!